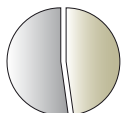


# The Role of Coal for Power Generation in Europe

**DENMARK**  
Coal's share 48 %



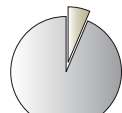
TPG 36 TWh

**NETHERLANDS**  
Coal's share 22 %



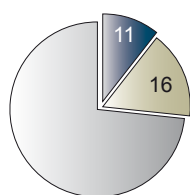
TPG 108 TWh

**BELGIUM**  
Coal's share 7 %



TPG 85 TWh

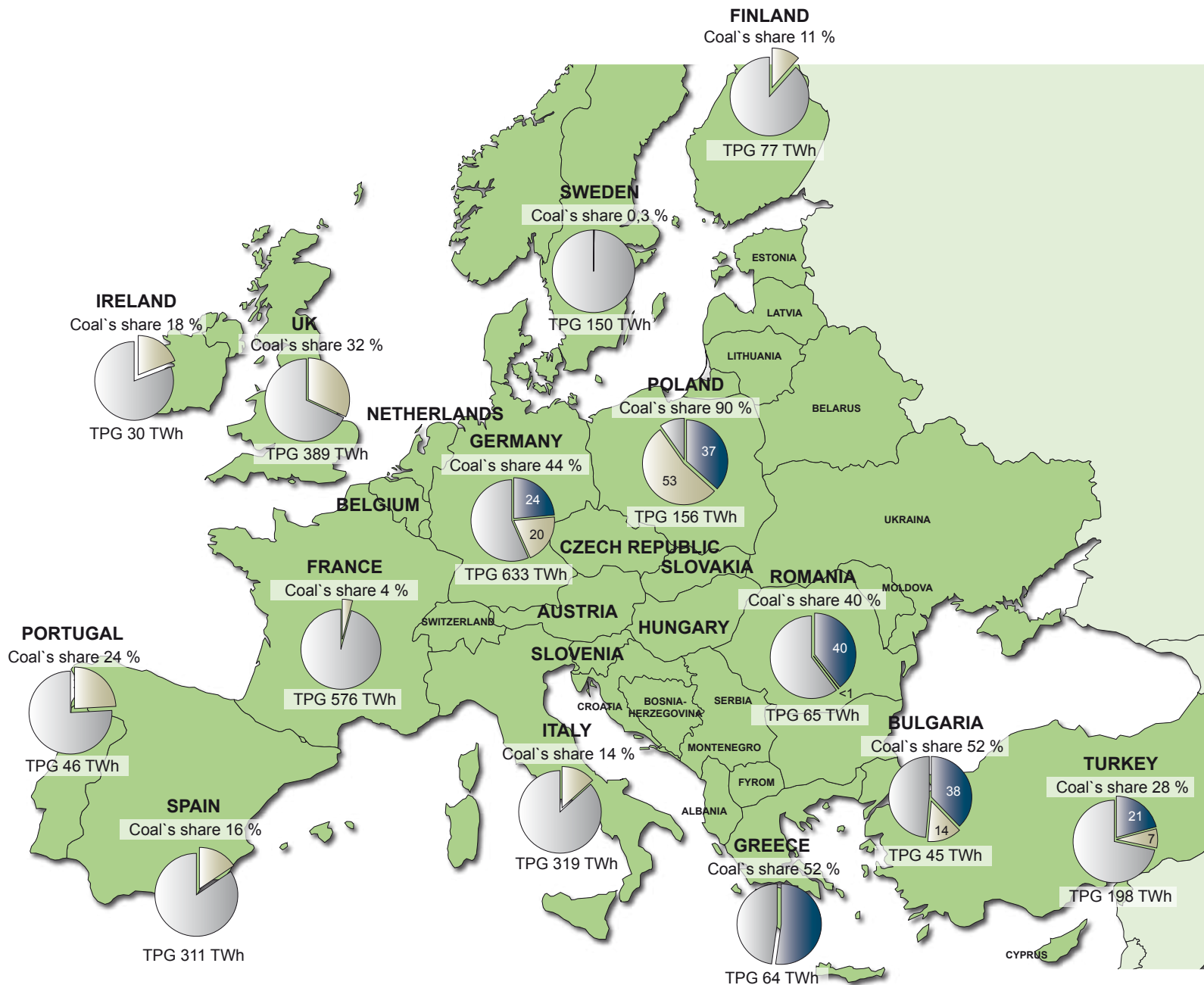
**EU 27**  
Coal's share 27 %



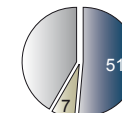
TPG 3.367 TWh

■ Lignite ■ Hard coal ■ Other

TPG Total power generation 2008

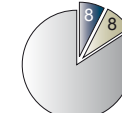


**CZECH REPUBLIC**  
Coal's share 58 %



TPG 84 TWh

**SLOVAKIA**  
Coal's share 16 %



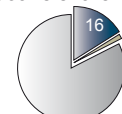
TPG 29 TWh

**AUSTRIA**  
Coal's share 8 %



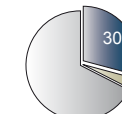
TPG 67 TWh

**HUNGARY**  
Coal's share 18 %



TPG 40 TWh

**SLOVENIA**  
Coal's share 33 %



TPG 16 TWh